






The Model Aerobatic Association
of South Africa

MAASA NOVICE SCHEDULE (from January 2010)

General notes pertaining to Novice class: This class will only be flown at local club level. Schedule 8 minutes including three minutes to take-off. Turn around manoeuvres are not judged.

N-01 Take-off sequence (90 + 270 + flypast): Place the model aircraft on the runway, and take off. Soon after reaching a safe height, turn 90° toward the line defined by the upwind and downwind markers. When approximately over this line, turn 270° in the opposite direction for a downwind trim pass with the model aircraft upright. When approaching the downwind marker, perform a 180° turn, reversal, or other turn-around manoeuvre of the competitor's choice.

Judging notes:

-  Take-off sequence not followed zero points.
-  Model aircraft passes behind the judges line (zero line), zero points.
-  Score from zero to ten.

N-02 Two inside loops: On centre line pull up and complete two inside loops.

N-03 One roll: On a horizontal line, perform a full roll on centre line.

N-04 Stall turn 1/4 rolls up and down: Pull to a vertical up line on the centre line and perform a 1/4 roll, followed by a stall turn. On the down line perform a 1/4 roll then pull to recover upright.

N-05 Split S on centre: On top centre line perform a 1/2 roll followed immediately by a half inside loop to finish bottom centre.

N-06 Straight inverted flight: Before centre line 1/2 roll to level inverted flight, pause for approximately 5 seconds, then 1/2 roll to recover upright.

Judging notes:

-  Only inverted portion to be judged 1/2 rolls before and after not judged.






N-07 Cobra without rolls: Before centre line pull up into 45° climbing path, on centre line push through 90° to 45° down line, pull to recover in level flight.

N-08 Vertical upline on centre: On centre line pull vertical up line, push to horizontal flight.

N-09 Half cuban eight: Past centre line pull into 5/8 of an inside loop to 45° down line, perform a 1/2 roll to upright on centre line, pull to recover in level flight.

N-10 Rectangular approach and landing: After manoeuvre nine pilot performs 180° turn onto runway. Fly straight and level over runway at the end of the runway perform a 90° level turn away from runway, fly a straight line, perform a 90° level turn down wind and fly parallel to the runway followed by a 90° level turn. Fly a descending straight line and perform a 90° turn onto final approach and fly the final leg to touch ground on the landing zone. The landing is complete when the model has rolled 10m or came to a rest.

Judging notes:

-  Model aircraft does not follow landing sequence, zero points.
-  If any landing gear leg retracts on landing, zero points.
-  If the model aircraft lands anywhere outside the landing zone, zero points.
-  Score from zero to ten.
-  Pilot may land into wind if wind direction changes during flight.